

Pre-Arrival Webinar Series:

Preparing for the Canadian Classroom

YORK 



Land Acknowledgement

York University recognizes that many Indigenous Nations have longstanding relationships with the territories upon which York University campuses are located that precede the establishment of York University.

York University acknowledges its presence on the traditional territory of many Indigenous Nations. The area known as Tkaronto has been care taken by the Anishinabek Nation, the Haudenosaunee Confederacy, and the Huron-Wendat.

It is now home to many First Nation, Inuit and Métis communities. We acknowledge the current treaty holders, the Mississaugas of the Credit First Nation. This territory is subject of the Dish with One Spoon Wampum Belt Covenant, an agreement to peaceably share and care for the Great Lakes region.



The Indigenous Students' Association at York's (ISAY) 21st All Nations Pow Wow

Centre for Indigenous Student Services: <https://aboriginal.info.yorku.ca/about-us/>

Native Land Digital: <https://native-land.ca/>



Webinar Outcomes

By the end of this webinar, new incoming international students will have more knowledge about:

- *The unique characteristics of the Canadian post-secondary education system.*
- *The various ways students may be evaluated in their classes.*
- *The value of group work in a Canadian classroom setting.*
- *Available academic resources at York University.*

Agenda for Today:

The agenda for today's webinar is:

- › *Key Tasks to do Prior to Coming to Canada*
- › *Preparing for Class on Campus*
- › *The importance of Group Work in a Canadian classrooms*
- › *Academic Resources at YU*
- › *Q&A*
- › *Closing Remarks*

York International Student Success (SS) Team



The Canadian Classroom Structure at YorkU

Small vs. Large Classrooms: Each Has Its Perks!

Smaller classes mean deep discussions and closer connections, while larger ones are perfect for big ideas and lively lectures.

Prof-to-Student: More Like a Partnership

Canadian professors see students as collaborators in learning. They're approachable, often inviting students to discuss ideas and ask questions freely.

Self-Directed Learning


Students are encouraged to take responsibility for their learning, using resources like libraries, online databases, and peer support. Independence is seen as key to academic growth.



1

Critical Thinking Over Memorization

Canadian classrooms value analyzing and questioning ideas, not just remembering facts.



2



3

Participation is Key! Don't Just Listen—Jump In!

Here, your opinion matters! Expect to share, debate, and engage. Participation isn't just encouraged—it's a big part of learning.



4



5

A Mix of Teaching Styles: There's No One Way to Learn

Classes here can include lectures, group projects, field trips, and online discussions. Each style adds a unique twist to the learning experience.



6

Meet Ayesha!



Straight A's in high school

Incoming Business Economics Student

From Mumbai, India

Mother tongue is Hindi, but language of instruction in high school was English

Excited yet nervous about YorkU

Loves to volunteer in her free time



Before Coming to Canada



Participate in YU Start

Maximize the YU start platform to help you meet fellow peers, student leaders and get more familiar with campus life.




Enrol in Courses

Course selection pathways can vary by faculty, so it's important to follow the correct process for your program.



Engage in YU prep

Watch the online YU prep series to help you transition academically seamlessly into your first year.



Before Classes Begin

International Exchange Student Orientation: Your Campus Survival Kit!

Ayesha kicked off her journey by attending this full day event, where she learned all about the must-have resources: from health services to immigration essentials, it's like getting a map to campus success!




Academic Orientation: Leveling Up Expectations

Not just about books! Ayesha got the inside scoop on what professors expect: critical thinking, teamwork, and the Canadian grading system. No more guessing games!

Where's That Building? Mastering the Campus Maze

To avoid the classic first-day panic, Ayesha explored campus ahead of time. By Day 1, she was breezing through hallways like a seasoned pro!



Ayesha's Top Tips for Class Success

Arriving on Time = Smooth Start!



Punctuality helps Ayesha settle in, catch pre-class chats, and start each session stress-free. Being early = more focus!

Embrace the Diversity Around You



Ayesha loves learning from her classmates' global perspectives! Every discussion feels like a cultural exchange that broadens her view.

Course Outlines are Gold



She reads the syllabus like a roadmap, finding key deadlines, grading breakdowns, and expectations. Now, she's never caught off guard!

Ready, Set, Read!




Pre-class readings have been a game-changer. Ayesha says they help her follow along and participate confidently.

Ayesha's Tricks for Staying Ahead

Mastering E-Class Navigation

Ayesha quickly learned her way around the online platform, where she finds assignments, announcements, and all things class-related in one spot!


1



Respect Goes a Long Way

Ayesha mutes her devices, skips side conversations, and stays focused. Creating a considerate atmosphere benefits everyone in the room!

3



2

Know Your Grades: The 9.0 Scale

Understanding York U's grading scale helps Ayesha set realistic goals and know what's expected to succeed in each course.



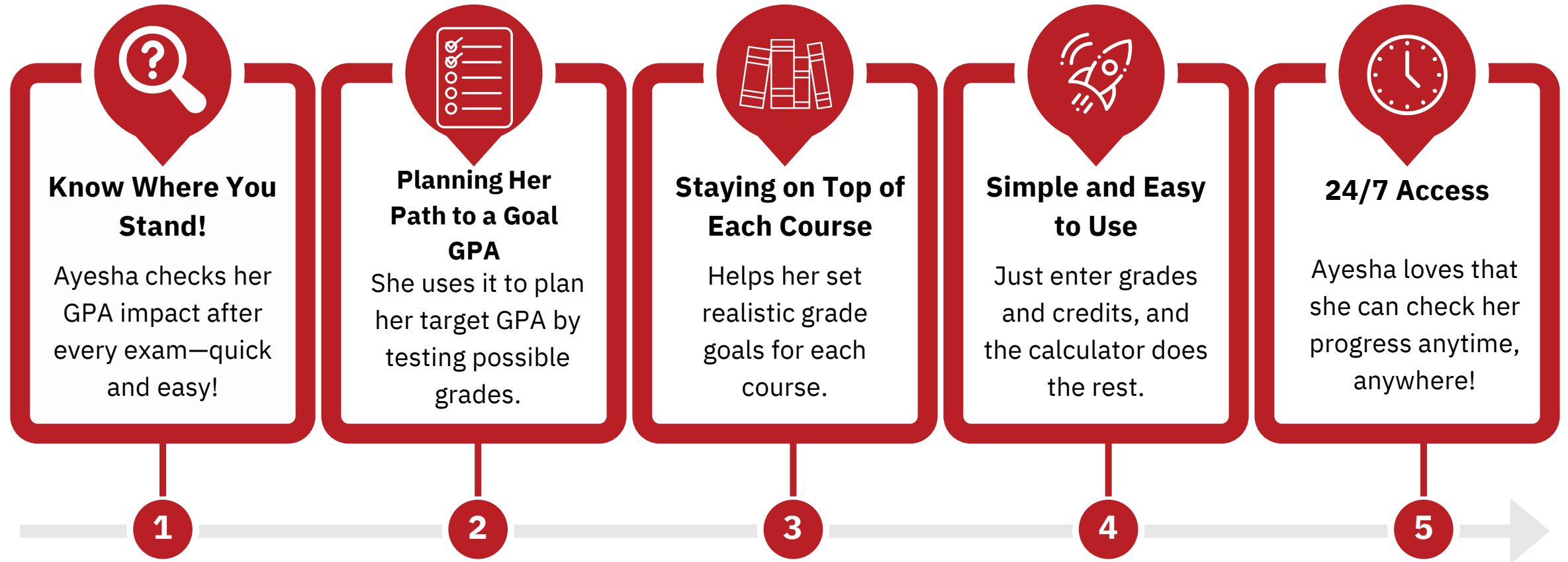
4

Make a Great Impression

Attendance, participation, and coming prepared are her go-tos. Engaging in discussions not only boosts her grades but also connects her with professors.



Ayesha's Secret to GPA Success: The York GPA Calculator!



Ayesha's Top Insights on Collaborative Projects

High School vs. University

Group work at York isn't just 'divide and conquer' like in high school. It's about truly working together and blending different strengths



Building Friendships & Skills

Collaboration isn't just about grades—it's where you find study buddies, future friends, and sharpen essential skills like communication and leadership.

Master the Art of Clear Communication

Think of it like a group chat: keep it clear, keep it honest, and always follow up. Misunderstandings? Not today!



Role Assignment = Success

Assign roles early, like 'research lead' or 'presentation pro.' Everyone knows what's up, and the work runs smoother.

Map It Out

Set expectations for meetings and deadlines. Keep the panic out and the productivity in.



Teamwork with Integrity

Keep it real—no shortcuts. Share resources, cite properly, and make sure everyone's pulling their weight.



Academic Integrity: Ayesha's Perspective

Why It Matters

Academic integrity isn't just about avoiding trouble—it's about owning your work and being proud of what you bring to the table.

Honesty is Key

Think of academic honesty as the golden rule: If it's not your work, don't claim it. Proper citations aren't just a rule; they're a respect badge.

Integrity = Success

Integrity in every project, exam, or essay builds trust and confidence in yourself and with your peers. Plus, it sets you up for future wins—employers value honesty!



Plan Ahead, Ask When In Doubt

Rushed work leads to mistakes—start early. Unclear on what counts as 'too much help'? Just ask your professor—better safe than sorry!

Consequences Aren't Just Grades

Academic offenses can impact more than your GPA—they can affect scholarships, internships, and your reputation. Stay true to your values.

Common Offenses

Copy-pasting from Wikipedia? Big no-no. Sharing answers or 'helping' a little too much? Also risky. Remember: shortcuts come with long-term setbacks.

Ayesha's Take on Why Citing Matters

Respect the Original Ideas

Ayesha realized that citing shows appreciation for the authors' hard work. It's all about giving credit where it's due!

Boost Your Credibility

By using reliable sources, she found her arguments got stronger. Citing makes your work look thoughtful and well-researched.

Avoid Plagiarism Keep It Honest: Avoid Plagiarism

Citing properly helps Ayesha stay clear of plagiarism—essential for academic honesty and integrity.



Help Others Follow Your Path

With citations, readers can trace Ayesha's sources and explore the topic further. It's like leaving a research trail!

Consult the Writing Center

Ayesha discovered her campus Writing Center offers great advice on citation formats and tools.

Check the Library's Resources

York's library has guides and workshops on different citation styles. Ayesha found it helpful for mastering MLA, APA, and more!

Tips from the Student Success Team



Stay Organized with a Study Schedule

“Consistency is key! Create a study schedule that includes all your classes, assignments, and study sessions. This will help you stay on track and reduce last-minute stress.”



Take Advantage of Office Hours

“Professors and Teaching Assistants are here to help! Don’t hesitate to attend office hours for extra support, clarification on course material, or even career advice. It’s also a great way to build connections!”



Get Familiar with Campus Resources Early

“Before classes start, take some time to explore the campus and discover resources like the library, student support services, and study spaces. Knowing where to go for help and having a few study spots picked out can make your first weeks much smoother!”

Your Ultimate Resource Guide: Setting Up for Success At York!



A Treasure Trove of Helpful Resources

From navigating campus services to academic tools, this guide connects you with everything you need to excel and make your university life smoother.

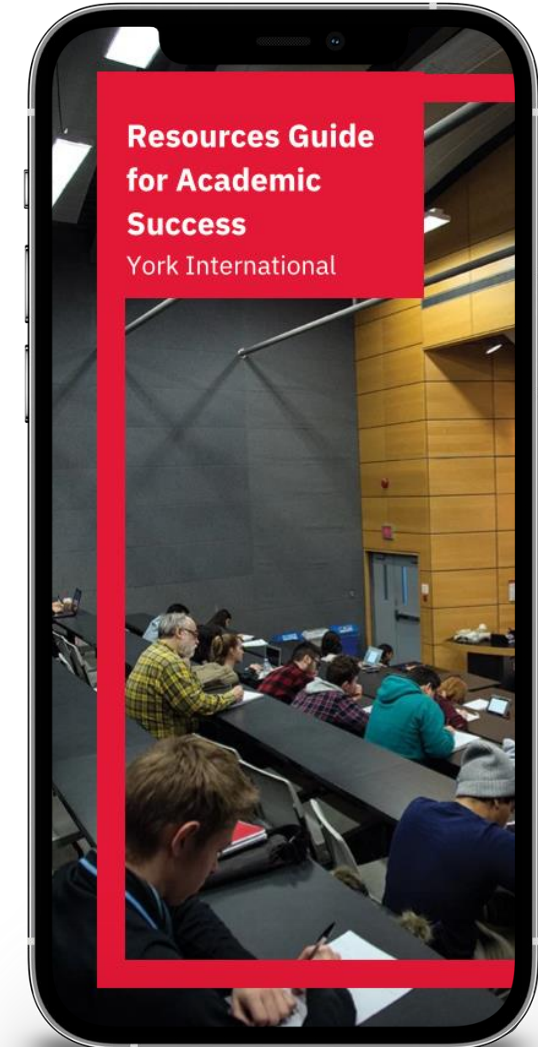


Your Blueprint for Academic Success

Packed with strategies for thriving in class, building strong connections, and balancing your academic and personal life with confidence.

Professional Email Templates Made Easy!

Includes real-life examples like emails to professors or advisors, ensuring you make a great impression every time.



Q & A

The image features three light-colored wooden blocks arranged horizontally on a flat surface. The first block on the left has a large, bold, black letter 'Q' on its face. The middle block has a large, bold, black ampersand '&' symbol. The third block on the right has a large, bold, black letter 'A'. In the background, a stack of several books is visible, slightly out of focus, with their spines and pages creating a layered effect. The overall lighting is soft and even, highlighting the texture of the wood and the sharp edges of the characters.

A close-up photograph of a person's hands typing on a silver laptop keyboard. The laptop screen displays the Zoom logo in large, blue, stylized letters. The person is wearing a white long-sleeved shirt with blue stripes at the cuffs and has red nail polish. The entire image is framed by a thick red border.

Upcoming Webinars and Events

Global Peer Program Community Event

November Community Event

Global Peer Program

Theme: **Travelling to Canada**



Monthly community events will focus on a specific theme which support your successful transition to York University and Canada. You will have the opportunity to meet other new international students and connect with GPP mentors in a small group setting.

 **Thursday, November 28th, 2024**

 **9:00AM to 10:30AM EST**

 **<https://yorku.zoom.us/meeting/register/tJErceitrD8vGNXz-6cfI6AvqEZAKsg2kLxB#/registration>**

Pre-Arrival Webinar

Pathways to Success: Navigating Graduate School and Canadian Culture



The Pathways to Success: Navigating Graduate School and Canadian Culture webinar provide students with an overview of academic experiences and expectations of graduate students and how to successfully transition into York University.



Wednesday, December 11th, 2024



9:00AM to 10:00AM




<https://yorku.zoom.us/meeting/register/tJ0rdOyqppj4tEt36H8ofT6oRKNVB4MJ0eMnq>

Pre-Arrival Webinar

Arriving at the Canadian Border

Travelling to Canada



The **Arriving at the Canadian Border** webinar will provide students with information they need to know regarding travelling to Canada, Canadian customs, and important documents. You will learn what to expect when you arrive at the airport in Canada.

 **Wednesday, December 18th, 2024**

 **9:00AM to 10:30AM**

 <https://yorku.zoom.us/meeting/register/tJYqcOqurjgvG9y6k93g5mRO-ATtVx99WzxB#/registration>

Global Peer Program Drop-In

December Drop-in

Global Peer Program



Join the monthly drop-in for one-on-one time with a mentor (upper-year York student)! You will have the opportunity to connect with a mentor and ask questions.

Stop by any time between 9:00am – 10:00am!

 **Thursday, December 12th, 2024**

 **9:00AM to 10:00AM EST**

 **<https://yorku.zoom.us/meeting/register/tJEodeCgrzwtEtRezM-cHgZ5Lr3zWrOOn9JS#/registration>**

York International Event Calendar






FOLLOW US

YORK U
INTERNATIONAL

 fb.com/york.international

 @yorkuintlstdnts

 @yorkuintlstdnts

 @yorkuintl

Thank you!

