

Pre-Arrival Webinar Series:

**Prepare to Apply for
a Study Permit**

YORK 



Land Acknowledgement

York University recognizes that many Indigenous Nations have longstanding relationships with the territories upon which York University campuses are located that precede the establishment of York University.

York University acknowledges its presence on the traditional territory of many Indigenous Nations. The area known as Tkaronto has been care taken by the Anishinabek Nation, the Haudenosaunee Confederacy, and the Huron-Wendat.

It is now home to many First Nation, Inuit and Métis communities. We acknowledge the current treaty holders, the Mississaugas of the Credit First Nation. This territory is subject of the Dish with One Spoon Wampum Belt Covenant, an agreement to peaceably share and care for the Great Lakes region.



The Indigenous Students' Association at York's (ISAY) 21st All Nations Pow Wow

Centre for Indigenous Student Services: <https://aboriginal.info.yorku.ca/about-us/>

Native Land Digital: <https://native-land.ca/>



Webinar Outcomes

By the end of this webinar, new incoming international students will have more knowledge about:

- *The process of applying for a Study Permit*
- *The timeline of Study Permit application*
- *Documents needed for Study Permit*

Agenda for Today:

The agenda for today's webinar is:

- *International Student Advisors (ISAs) and Immigration Specialists*
- *Applying for a Study Permit*
- *Questions & Answers session*
- *Upcoming Webinars and Events*

A photograph of a modern building with large glass windows and a paved walkway, framed by a red border. The scene is captured from a low angle, looking down a sidewalk that runs alongside a multi-story building. The building's facade is composed of large glass panels and light-colored panels. The sidewalk is paved with grey bricks. To the right of the sidewalk is a grassy area with several young trees. In the background, a street with a few cars and a utility pole is visible. The sun is shining brightly, creating a lens flare effect. The entire image is enclosed within a thick red border.

International Student Advisors (ISAs) and Immigration Specialists

York International:

Prepare to Apply for a Study Permit

**Information Current as of
Oct 16, 2024**



Content



Introduction to York International



Study permit application process

- Documents
- IRCC online application system
- IMM forms



Refusals reasons



Questions

MEET THE ISA TEAM



Mayoori Malankov

Immigration Lawyer

English, Tamil



Don Ghafari

RCIC

English, French,
Arabic



Vivian Wang

RCIC

English, Mandarin



Gilbert Totime

RCIC –IRB

English, Twi, Ewe

Only a licensed person can give immigration advice

IMMIGRATION ADVISING SERVICES

Advising Service Everyday



In-person booked appointments

Mon

1:00-3:30 pm

Thur

9:00-10:30 am



Zoom Virtual Advising

Mon

1:00-2:30 pm

Tue and Thur

9:00 – 10:30 am



Immigration Workroom

Friday

1:00 -2:15 pm



Topic-specific Immigration Sessions (virtual and in-person)

Check York International Events Calendar



Email

iadvisor@yorku.ca

**STUDY PERMIT
APPLICATION
PROCESS**



Steps to Apply

01

Gather your documents and complete the forms

02

Complete biometrics and/or medical exam, if required

03

Monitor your IRCC account for updates, requests and a decision. You can check the current processing time through [IRCC's website](#).

04

Receive a final decision. If your application is approved, you will receive a letter of introduction and passport request letter if required.



Understand The Different Study Permit Categories

| | REGULAR STUDY PERMIT STREAM | STUDENT DIRECT STREAM |
|---------------------------|---|--|
| Processing time | Approximately 15 weeks | Approximately 20 days |
| Required documents | <ul style="list-style-type: none">• Letter of acceptance• Attestation letter• Proof of identity (e.g. passport)• Proof of financial support of total amount of <u>first year tuition fee + CAD \$20,635</u> | <ul style="list-style-type: none">• Letter of acceptance• Attestation letter• Proof of identity (e.g. passport)• Proof of financial support<ol style="list-style-type: none">1. First-year paid tuition fee receipt2. \$20,635 in GIC account• Results of an in-person test of your English proficiency |
| Other documents | Review county-specific instruction guide for any additional documentation requirements. | Review county-specific instruction guide for any additional documentation requirements. |

GATHER THE REQUIRED DOCUMENTS



Major Components of Your Study Permit Application



1

LETTER OF ACCEPTANCE

2

PROOF OF FINANCIAL ABILITY

3

STUDY PLAN/LETTER OF
EXPLANATION

4

PROVINCIAL ATTESTATION
LETTER (PAL)

1 LETTER OF ACCEPTANCE



- Find your Letter of Acceptance in “My File”
- Apply using the UG - “**Acceptance/Visa Letter**”



- A letter of acceptance (LOA) from a designated learning institution and recent official transcripts are mandatory to apply for a study permit.
- Applying with a conditional LOA **is** acceptable



- In your study plan, explain how you *have* or *will* meet your conditions (e.g. submitting transcripts, most recent mark sheets).

2 PROOF OF FINANCIAL ABILITY

Do I need to provide proof of paid tuition?

Check your local visa office instructions.

- Even if you are not required to prepay tuition, it can help strengthen your application if you do.
- Paying tuition fully or partially can lend credibility to the fact that you are a genuine student, with genuine intentions to study in Canada.

What documents do I need to show paid tuition?

- You can make a deposit of any amount and a payment receipt will be added to your MyFile in 4-5 working days **from the date the payment is received**.
- Your deposit will be posted to your student account and applied toward your fees when they are due.
- Proof of paid tuition **can include** a receipt from your bank confirming that the payment was submitted to York University.

Starting January 1, 2024, the financial requirement for study permit applicants has been raised from \$10,000 to \$20,635.

What is a study plan?

- A study plan is like a **cover letter of 1-2 pages**
- To establish that your true intention is to seek a permit to study in Canada
- The purpose of your study plan is to demonstrate to IRCC that you a **genuine student** and that you have **sufficient ties** to your home country/residence.
- You should be specific, factual and practical in your study plan.

Genuine student

- Why do you want to study at York University?
- Why this step in your education journey is logical/beneficial?
- Why can't you do it in your home country or neighbouring countries?
- How your studies will help your employment prospects (provide proof where possible e.g. letter from an employer who will hire you on your return)?

Ties to home country/residence

- What aspects of your life bind you to your home country?
- Why would you want to or need to return home after your stay in Canada?
- Do you have family, family obligations, social relationships at home?
- Do you have an existing business or employment you will return to? Property or assets? Have you paid bonds to your government or scholarship funders to guarantee your return?
- What is your career potential? Are your skills in high demand?
- Provide statistics from a reputable source, such as your government or a letter from a potential employer

4 Provincial Attestation Letter

Step 1: Accept Your Offer

Step 2: Pay Your Non-Refundable Acceptance Deposit

Pay your deposit within 10 business days of accepting your offer.

Whether or not you need a PAL to apply for a study permit, the \$1,500 non-refundable acceptance deposit is required to maintain your offer.

Step 3: Access Your Attestation Letter in MyFile

MYFILE

Hi

[Main Page](#)

[Application Status](#)

[Scholarship](#)

[Supporting Documents](#)

Admission Letters

Letter

[Provincial Attestation Letter](#)

[Payment Receipt](#)

[Decision Letter](#)

[Acceptance/MISA letter](#)

Do I need a PAL?

YES, YOU NEED A PAL IF

- › You're currently outside of Canada
- › You are applying for a new study permit
- › You will be studying in one of the following:
 - Undergraduate degree program
 - Diploma or certificate program
 - English language program (YUELI)
 - Dual degree or pathway program

NO, YOU DO NOT NEED A PAL IF

- › You will be studying in a Masters or PhD program
- › You are currently inside Canada and:
 - You are applying for an extension
 - You are studying at another institution (ie high school, university, college) and you have a valid study permit
 - You have or are the dependent of someone with a valid work permit
 - Other category of exemption

Visit the Study Permit Application page to see if you need a PAL and for additional info



Other documents

- Medical exam
- Valid passport (check the validity)
- Visa photo
- Biometrics
- Any forms or other documents [required by your visa office](#)

All documents must be in English or French. If they are translated, you must provide the translation, a certified photocopy of the original and an affidavit from the person who completed the translation.

Commonly asked questions

Do I need to do an upfront medical exam?

If you have lived in a designated country or territory for over 6 months or plan to work in certain fields (mostly jobs in the medical field or working with children/elderly), you will need to do a medical exam. Depending on your [country specific requirements](#), you may be required to do this medical upfront. Even if you are not required to do the medical upfront, you may be able to do it upfront so that processing can be faster.

[Find a panel physician](#); [Find out if you need a medical exam](#)

What about biometrics (fingerprints and photo)?

Biometrics for visas, study permits and work permits are valid for 10 years. If you are not sure if/when you've given them in the past, you can use the [biometrics check status tool](#).

**ONLINE
APPLICATION
SYSTEM**





Sign in to your IRCC secure account

Your account lets you start an application, submit and pay for your application, get messages related to your application, check the status of your application and update your information.

**Need help signing in
or applying online?**

Option 1: GCKey

Sign in with your GCKey user ID and password.

Sign in with GCKey

Option 2: Sign-In Partner

Sign in with your online Canadian banking information if you have an existing account with 1 of our partners.

Sign in with Sign-In Partner

[View the full list of Sign-In Partners](#)

Don't have an account?

Register

<https://www.canada.ca/en/immigration-refugees-citizenship/services/application/account.html>

View the applications you submitted

Review, check the status or read messages about your submitted application.

Search: Showing 0 to 0 of 0 entries | Show entries

| Application type ↑↓ | Application number ↑↓ | Applicant name ↑↓ | Date submitted ↓ | Current status ↑↓ | Messages ↑↓ | Action |
|----------------------------|-----------------------|-------------------|------------------|-------------------|-------------|--------|
| No data available in table | | | | | | |

Did you apply on paper or don't see your online application in your account? [Add \(link\) your application to your account](#) to access it and check your status online.

Continue an application you haven't submitted

Continue working on an application or profile you haven't submitted or delete it from your account.

Search: Showing 0 to 0 of 0 entries | Show entries

| Application type ↑↓ | Date Created ↓ | Days left to submit ↑↓ | Date last saved ↑↓ | Action |
|----------------------------|----------------|------------------------|--------------------|--------|
| No data available in table | | | | |

Start an application

[Apply to come to Canada](#)

Includes applications for visitor visas, work and study permits, Express Entry and International Experience Canada. You will need your personal reference code if you have one.

[Refugees: Apply for temporary health care benefits](#)

Use this application if you are a protected person or refugee claimant who wants to apply for the Interim Federal Health Program.

[Citizenship: Apply for a search or proof of citizenship](#)

Use this application to apply for proof of citizenship (citizenship certificate) or to search citizenship records.

[Students: Transfer schools](#)

For approved study permit holders only Tell us if

Personal Reference Code

If you have already completed the Come to Canada or the Express Entry wizard, you would have a code, based on the information you provided.

* Please enter your personal reference code to begin your application. *(required)*

Continue

Cancel

I do not have a Personal Reference Code

If you do not have a personal reference code, you may answer a series of questions to find out if you are eligible for Express Entry, and begin an online application.

If you begin your application after you have logged into your account, you will not receive a personal reference code checklist right into your account.

Determine your eligibility and apply online:

Visitor visa, study and/or work permit

Express Entry (EE)

International Experience Canada (IEC)

What would you like to do in Canada? *(required)* ?

Study

How long are you planning to stay in Canada? *(required)*

Temporarily - more than 6 months

Have you been accepted to a **designated learning institution**? *(required)* ?

Yes

Have you visited or lived in any one of the designated countries for 6 consecutive months in the last year? *(required)* ?

Please make a selection

Have you had a medical exam performed by an IRCC authorized panel physician (doctor) within the last 12 months? *(required)* ?

No

What is your **marital status**? *(required)* ?

Please make a selection

What is your province of destination? If visiting multiple provinces, select the one in which you will be spending most of your time. *(required)* ?

Ontario

Your results

Based on the information you provided, the result(s) below indicate(s) whether you may be eligible to come to Canada.

Students (Study permit)

You may be eligible to come to Canada as a student.

Continue

TIP: Click on "?" button to view additional document instructions or examples

Are you an **exchange student**? *(required)* ?

Please make a selection

Is work an essential component of your studies? *(required)* ?

Please make a selection

Are you a spouse, common-law partner or child of certain skilled worker or of certain full time international student that has or will have status in Canada? *(required)* ?

Please make a selection

Are you:

- A recipient of a Commonwealth scholarship; or
- A recipient of a full bursary (covering all expenses) from the Canadian International Development Agency (CIDA), including Francophonie scholarships; or
- A participant in a Canadian aid program for developing countries? *(required)* ?

Please make a selection

Do you want to submit an application for a **family member**? *(required)* ?

Please make a selection

In the past 10 years, have you given your fingerprints and photo (biometrics) for an application to come to Canada? *(required)*

Please make a selection

Is work **required** to graduate from your study permit in Canada? See your letter of acceptance. If not indicated there, then answer « no » for this question.

Answer **YES** if your spouse and/or children wish to accompany you to Canada and apply for a permit at the same time

You only need to give biometrics once in every 10 years. If you are unsure, Use the [Check Status Tool](#)

Medical exams

Have you had a medical exam performed by an IRCC authorized panel physician (doctor) within the last 12 months? *(required)* ?




Please make a selection

Yes? Provide proof of your medical exam
No? You'll be asked the question below

Have you lived in a designated country or territory for more than six months in the last year? *(required)* ?

Please make a selection

Filter items Showing 1 to 10 of 284 entries | Show entries

| Country/Territory  | Immigration Medical Exam (IME) required  | Medical Office  |
|---|---|--|
| Afghanistan | YES | New Delhi |
| Albania | NO | London |
| Algeria | YES | London |
| American Samoa | NO | Manila |
| Andorra, Principality of | NO | London |
| Angola | YES | London |
| Antigua and Barbuda | NO | Ottawa |
| Argentina | NO | Ottawa |
| Armenia | YES | London |

Sample document checklist

Application Form(s)

| Details | Document Name | Instructions | Options |
|--------------|--|--------------|--|
| Not Provided | Application for Study Permit Made Outside of Canada (IMM1294) (required) | ? | <input type="button" value="Upload File"/> |

Application Form(s)

Supporting Documents

Supporting Documents

| Details | Document Name | Instructions | Options |
|--------------|--|--------------|--|
| Not Provided | Passport (required) | ? | <input type="button" value="Upload File"/> |
| Not Provided | Letter of Acceptance (required) | ? | <input type="button" value="Upload File"/> |
| Not Provided | General Education and Employment Form (required) | ? | <input type="button" value="Upload File"/> |
| Not Provided | Proof of Means of Financial Support (required) | ? | <input type="button" value="Upload File"/> |
| Not Provided | Digital photo (required) | ? | <input type="button" value="Upload File"/> |
| Not Provided | Family Information (IMM5645) (required) | ? | <input type="button" value="Upload File"/> |

Will only appear if you answered « yes » to the question «Is work an essential component of your studies »

Optional Documents

Optional Documents

| Details | Document Name | Instructions | Options |
|--------------|---|--------------|--|
| Not Provided | Schedule 1 - Application for a Temporary Resident Visa Made Outside Canada (IMM 5257) | ? | <input type="button" value="Upload File"/> |
| Not Provided | Client Information | ? | <input type="button" value="Upload File"/> |

Upload your letter of explanation/study plan and other supporting documentation here

How do I sign my online application?

You have to type your name and answer a security question to submit your application. This is your electronic signature. **Do not** print out your application form to sign it.

To sign your online application:

1) Type your name in the boxes.

Your given name and last name must be **exactly** the same as on your application form. If you're under the age of 18, your parent or guardian must sign your form for you.



Signature

I agree that by submitting this application, I am electronically signing the application.

I,

Given Name(s)

Last Name (required)

, solemnly declare that the information I have provided is true and that the documents I am submitting in support of my application are genuine and have not been altered in any way.

2) Answer the security question.

This will be one of the four security questions you created when you registered your [account](#). You must answer exactly as you did when you created them.

IMM FORMS

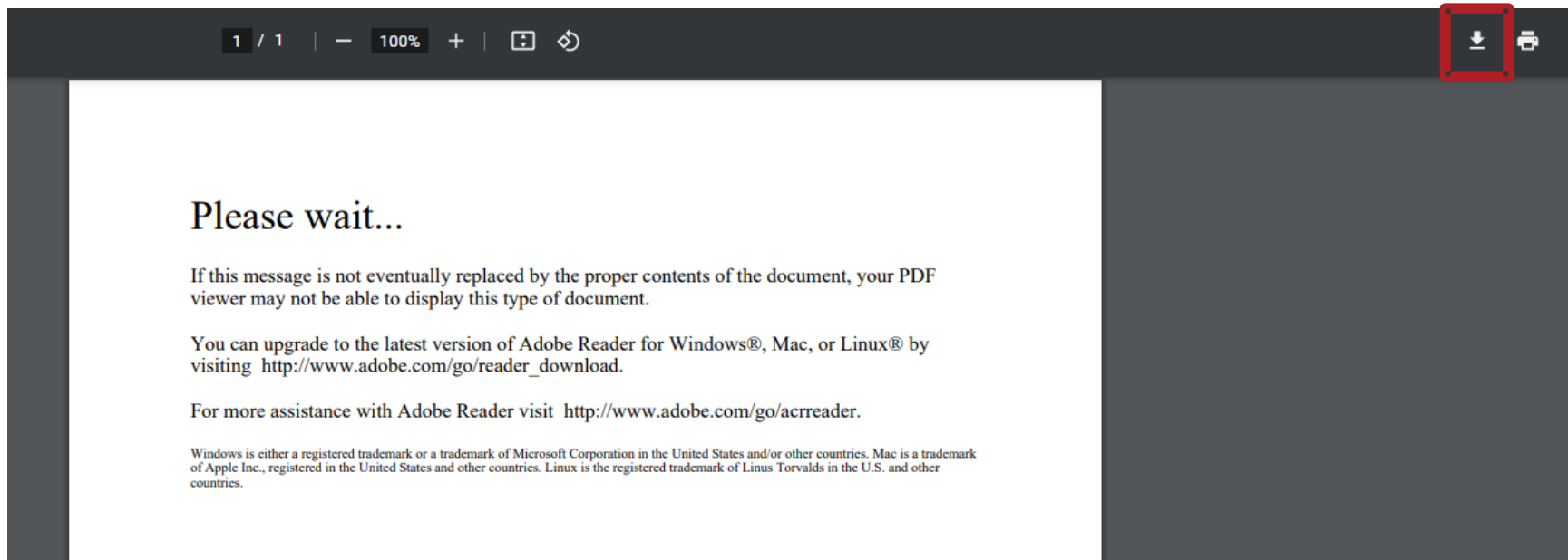


Download current form(s)

Download the applicable form(s) by putting your cursor over the document name. You'll see a note that says, "Open in a new window." This indicates that a form can be downloaded.

If you see a "Please wait..." message when you're downloading a form:

- Click on the download arrow at the top right to save the file onto your computer and open it with Adobe Reader
- If you do not see the arrow, move your cursor to the top of the screen and it will appear.



DETAILS OF INTENDED STUDY IN CANADA

| | | | | | |
|---|----------------|---|---|--|---------------------|
| 1 I have been accepted at the following educational institution (Attach the original letter of acceptance). | | | | | |
| *a) Name of School York University | | * b) My level of study will be: University - Bachelor's Deg. ▼ | | *c) My field of study will be: Arts/Humanities/Social Science ▼ | |
| d) Complete address of school in Canada | | | | | |
| *Province ON ▼ | | *City/Town Toronto ▼ | | *Address 4700 Keele Street | |
| 2 a) Designated Learning Institution # (O#) O19361109242 | | b) My Student ID # is: Enter York Reference # | | 3 Duration of expected study ▶ | *From 2021-09-11 |
| | | | | | *To 2025-07-31 |
| 4 The cost of my studies will be: | | | 5 *Funds available for my stay (CAD) | 6 *a) My expenses in Canada will be paid by: | |
| *Tuition | Room and board | Other | | b) Other | |
| | | | | | |
| If you are less than 17 years of age, you must fill out the Custodian Declaration (IMM 5646) form. | | | | | |

See letter of acceptance

See letter of acceptance

Must **match** the total amount of funds you are showing as proof

- e.g. If you have a combination of \$20,000 in your bank account, \$500 from a scholarship and \$53,000 from your parents, you would indicate \$73,500

You must answer the background questions truthfully and provide an explanation for any “yes” answers.

| | | | |
|----------|--|--|---|
| 2 | a) Have you ever remained beyond the validity of your status, attended school without authorization or worked without authorization in Canada? | <input checked="" type="checkbox"/> No | <input type="checkbox"/> Yes |
| | b) Have you ever been refused a visa or permit, denied entry or ordered to leave Canada or any other country or territory? | <input checked="" type="checkbox"/> No | <input type="checkbox"/> Yes |
| | c) Have you previously applied to enter or remain in Canada? | <input type="checkbox"/> No | <input checked="" type="checkbox"/> Yes |
| | *d) If you answered “yes” to question 2a), 2b) or 2c), please provide details. | | |
| | In January 2018, I came to Canada on a visitor visa, and stayed for 3 weeks. | | |

**COMMON
REFUSAL
REASONS**



Unclear and/or insufficient financial documents

How to explain the source of your fund?

Write a cover letter that includes:

- Your name, date of birth and UCI number (if you have one)
- The title “Proof of Funds and Financial Support”
- A brief summary confirming that you meet the eligibility requirement for having sufficient funds
- *Example: The funds required for me to study and live in Canada are approximately_____. This amount is based on an estimated cost of tuition for one year _____ as indicated in my letter of acceptance and_____for living expenses. Below is a list of documents proving that I have sufficient financial funds to cover these costs.*
 - A list of the documents you are providing and a brief description
- *Example:*
 1. *Bank statements from November 2022 – April 2023, of my father, [name] (Balance: CAD \$)....pages 1-10*
 2. *Proof of property ownership for my mother, [name].....pages 11-13*
 3. *Proof of employment for my [spouse/father/mother]....pages 13-16*
 4. *Proof of funding from York University [e.g. graduate student funding/scholarship]....page 17*

Check your [local visa office instruction](#) guide for specific financial documentation that is required.

Not satisfied you will leave at the end of your stay

How to prove your ties to home country/residence?

- What aspects of your life bind you to your home country?
- Why would you want to or need to return home after your stay in Canada?
- Do you have family, family obligations, social relationships at home? (Sworn affidavits can help)
- Do you have an existing business or employment you will return to? Property or assets? Have you paid bonds to your government or scholarship funders to guarantee your return? (Provide documentation)
- What is your career potential? Are your skills in high demand?

(Provide statistics from a reputable source, such as your government or a letter from a potential employer)

Unreasonable studies

How to prove that you are a genuine student?

- Why do you want to study at York University?
- Why this step in your education journey is logical/beneficial?
- Why can't you do it in your home country or neighbouring countries?
- How your studies will help your employment prospects (provide proof where possible e.g. letter from an employer who will hire you on your return)?

What should I do if I receive a refusal?

- Should you receive a refusal, please **connect with an international student advisor**.
- We will need to see your **refusal letter** and **GCMS notes** to provide advice on next steps.
- If you are concerned about a refusal or have had refusals in the past, you may want to hire a legal representative to help you with your application.



CONTACT INFORMATION



What if I have admissions questions?

For questions related to:

- Admission requirements
- Academic upgrade for students who do not meet admission requirements
- Application deadlines
- Documentation required
- Language proficiency requirements
- Credit transfer
- Deferral questions
- Scholarships and bursaries

Most information is available online.

- Visit [YorkU Future Students](#)
- Check [MyFile](#) for updates and documents

Can't find the information you are looking for?

- Email intlenq@yorku.ca

What if I have academic questions?

For questions related to:

- Enrolling in courses
- Program and degree requirements
- Degree options: major, minor, certificates
- Peer mentoring and study groups
- Information and referrals to academic and campus services and resources
- Understanding Faculty legislation and policies, the petition process, and academic standing

[Contact your Academic Advisor](#)

Need immigration help?



Bookmark and check the [YI events calendar](#) regularly. Here you'll find:

- The drop-in advising schedule (virtual and in-person)
- Information sessions on various immigration topics
- In-person immigration workshops where you can get real-time support as you make an application to IRCC



Visit yorkinternational.yorku.ca for information and guides to help you.



Email us at iadvisor@yorku.ca

- Always include your student number in all communications with York
- Expect a delayed response due to the high volume of inquiries, especially at peak times

IMMIGRATION ADVISING SERVICES

Advising Service Everyday



In-person booked appointments

Mon

1:00-3:30 pm

Thur

9:00-10:30 am



Zoom Virtual Advising

Mon

1:00-2:30 pm

Tue and Thur

9:00 – 10:30 am



Immigration Workroom

Friday

1:00 -2:15 pm



Topic-specific Immigration Sessions (virtual and in-person)

Check York International Events Calendar



Email

iadvisor@yorku.ca

Q & A

Three light-colored wooden blocks are arranged in a row on a light-colored surface. The first block on the left has a large, bold, black letter 'Q' on its face. The middle block has a large, bold, black ampersand '&' on its face. The block on the right has a large, bold, black letter 'A' on its face. In the background, a stack of several books is visible, slightly out of focus.

A close-up photograph of a person's hands typing on a silver laptop keyboard. The laptop screen displays the Zoom logo in large, blue, stylized letters. The person is wearing a white long-sleeved shirt with blue stripes at the cuffs. The entire image is framed by a thick red border.

Upcoming Webinars & Events

Global Peer Program Drop-In

October Drop-in

Global Peer Program



Join the monthly drop-in for one-on-one time with a mentor (upper-year York student)! You will have the opportunity to connect with a mentor and ask questions.

Stop by any time between 9:00am – 10:00am!

- › **Date:** Thursday, October 17th, 2024
- › **Time:** 9:00AM to 10:00AM EST
- › **Registration:** <https://yorku.zoom.us/meeting/register/tJcuf-CuqT0pE9DOhPnnjt1oPKzxnZmoFy24#/registration>

Pre-Arrival Webinar

Financial Planning for International Students

Financial Literacy



The **Financial Planning for International Students** webinar provides students with the general cost of living in Canada as well as the financial resources available to aid them in making more informed decisions in their finances.

- › **Date:** Wednesday, October 30th, 2024
- › **Time:** 9:00AM to 10:00AM
- › **Registration:** <https://yorku.zoom.us/meeting/register/tJYkd-CrqjMvHNWlVvrZhS1ZfiW56va7c9z0#/registration>

Global Peer Program Community Event

October Community Event

Global Peer Program

Theme: York University



Monthly community events will focus on a specific theme which support your successful transition to York University and Canada. You will have the opportunity to meet other new international students and connect with GPP mentors in a small group setting.

- **Date:** Thursday, October 31st, 2024
- **Time:** 9:00AM to 10:30AM EST
- **Registration:** <https://yorku.zoom.us/meeting/register/tJckd--gqj4vHND4jn-LEZAKdOlVtCkUpuBw#/registration>

Pre-Arrival Webinar

Understanding Your Health Insurance

Travelling to Canada



The **Understanding Your Health Insurance** webinar, students get to know about University Health Insurance Plan (UHIP), important deadlines and important wellness resources available at York University.

- › **Date:** Wednesday, November 13th, 2024
- › **Time:** 9:00 AM to 10:30 AM
- › **Registration:** <https://yorku.zoom.us/meeting/register/tJwsd-uopzopHNc3PJCe1zctNZpwE2r923p-#/registration>

York International Event Calendar





FOLLOW US

YORK U
INTERNATIONAL

 fb.com/york.international

 @yorkuintlstdnts

 @yorkuintlstdnts

 @yorkuintl

Thank you!

