

**Pre-Arrival Webinar Series:**

# **Arriving at the Canadian Border**

**29 – NOVEMBER - 2023**

**YORK U**



# Land Acknowledgement

York University recognizes that many Indigenous Nations have longstanding relationships with the territories upon which York University campuses are located that precede the establishment of York University.

York University acknowledges its presence on the traditional territory of many Indigenous Nations. The area known as Tkaronto has been care taken by the Anishinabek Nation, the Haudenosaunee Confederacy, and the Huron-Wendat.

It is now home to many First Nation, Inuit and Métis communities. We acknowledge the current treaty holders, the Mississaugas of the Credit First Nation. This territory is subject of the Dish with One Spoon Wampum Belt Covenant, an agreement to peaceably share and care for the Great Lakes region.



*The Indigenous Students' Association at York's (ISAY) 21st All Nations Pow Wow*


**Centre for Indigenous Student Services:** <https://aboriginal.info.yorku.ca/about-us/>

**Native Land Digital:** <https://native-land.ca/>

# Zoom Etiquette



**Links will be shared in the chat during the presentation**



**Ask us questions using the Q&A Feature**



**This webinar is being recorded**

# York International Full-time, and Student Staff Team:



Yoojin Lee

**INTERNATIONAL STUDENT  
EXPERIENCE COORDINATOR**  
ORIENTATION AND  
TRANSITION PORTFOLIO



Aneeka Black

**STUDENT LEAD**  
ORIENTATION AND  
TRANSITION PORTFOLIO



Gagan Singh

**STUDENT COORDINATOR**  
ORIENTATION AND  
TRANSITION PORTFOLIO



Sarah Khan

**STUDENT COORDINATOR**  
ORIENTATION AND  
TRANSITION PORTFOLIO



## Webinar Outcomes

By the end of this webinar, we hope that new incoming international students will have more knowledge about:

- *What to expect when arriving at Canadian customs at the airport.*
- *Important documents to bring and present at Canadian customs.*
- *Questions that might be asked by Canadian customs officers.*

# Agenda for Today:

## The agenda for today's webinar is:

- *Introduction to ISAs (International Student Advisors)*
- *Arriving to Canada*
- *Questions and Answers*
- *Upcoming Pre-Arrival Webinars*



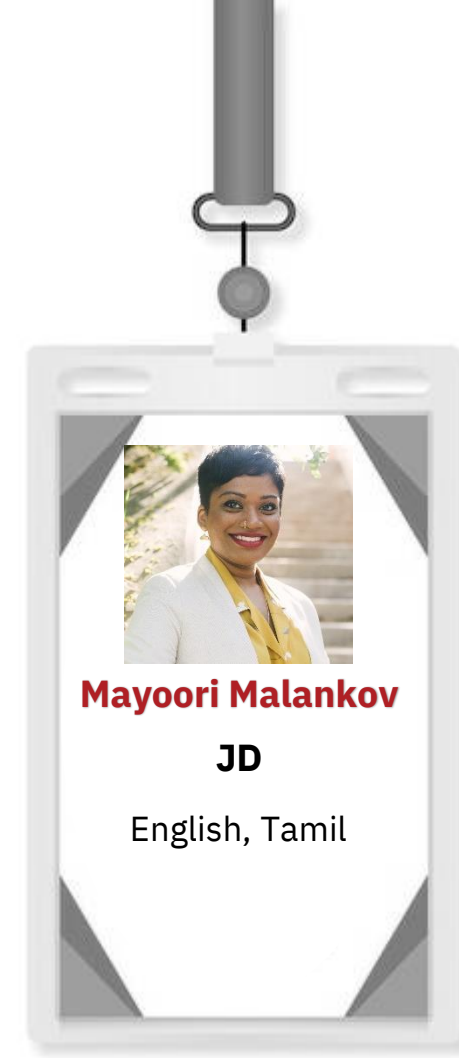

# International Student Advisor & Immigration Specialist

---

YORK 

## Your team

**ONLY a  
licensed person  
can give  
immigration  
advice**



The information in this presentation is legal information, not legal advice.





# International Student Advising

## WHAT WE DO

- Study permit
- Temporary residence visa (TRV)
- Work on/off campus
- Co-op work permit
- Post-graduation work permit
- Permanent residency


## Need immigration help?



Bookmark and check the [YI events calendar](#) regularly for specific workshops for new international students and virtual drop-in advising sessions where you can ask quick questions. **Virtual advising is the best and fastest way to get in touch with an International Student Advisor and Immigration Specialist.**



Visit York International's [Immigration Application Resources](#) webpage where you will find important information resources applicable to your status as an international student in Canada.



Meet with an advisor at our office at 200 York Lanes during advisor hours. You can join the advising queue via [QLess](#). Appointment is needed.



We encourage students to attend drop-in virtual advising so that we can speak with you directly to share information that you need. However, you may also reach us by email at [iadvisor@yorku.ca](mailto:iadvisor@yorku.ca).

Website: <https://yorkinternational.yorku.ca/international-student-advising/>

# Important Documents

## ➤ Letter of Introduction (LOI)



## Temporary Resident Visa

Check the expiry date!



## Study Permit



↑↑ Do not finalize your travel plans until you have received your ↑↑  
Letter of Introduction and Temporary Resident Visa.

# Documents to Carry With You

HAVE THE FOLLOWING DOCUMENTS READILY AVAILABLE. **DO NOT** PLACE THEM IN YOUR CHECKED LUGGAGES:

- Passport
- Letter of Introduction (AKA Port of Entry Letter)
- Temporary Resident Visa (TRV) or Electronic Travel Authorization (eTA)
- York University **offer of acceptance letter** OR **proof of enrollment** if you have begun your program remotely
  - Your letter of Acceptance can be downloaded under “admission letter” on [MyFile](#)
  - Your proof of enrollment can be downloaded [here](#)
- **Proof that you have enough money to support yourself during your stay**
  - Clear and legible printouts of bank statements, GIC, etc.
  - Scholarship letters
  - If you have prepaid your tuition, you can download and print your [student account statement](#) online
- Valid immigration medical results ([if you need one](#))
- Address where you will be staying and important phone numbers
- Travel and health insurance to cover your trip to Canada (optional)
- Medical and immunization records (optional)
- Some cash in Canadian Dollars (optional)

## Reminders

1. Scan, take photos, or make photocopies of your important documents.
2. Be sure to have access to your *Passport York* and *MyFile*.

# Plan Your Luggage

- Know your baggage allowance.
- Some items are not allowed into Canada in your luggage. There are restrictions on alcohol, tobacco, guns, food as well as animal and plant products. Travellers cannot bring in prescription drugs that aren't approved in Canada. ([\\*See link in chat](#))
- Do not carry another person's bags or their things in your luggage.
- You are only allowed to liquids in clear containers less than 100ml in carry-ons.
- Attach an address tag to each piece of luggage with your name and the address of your destination in Canada.
- Keep all important documents, medications and expensive items such as cameras, jewellery, laptops, phones, credit cards and cash with you in your carry-on bag, rather than pack them in your checked luggage.

# Roles of IRCC & CBSA

- IRCC stands for **Immigration, Refugees and Citizenship Canada**
- Responsible for developing immigration and refugee policies, processing of permanent and temporary residence applications, and issuance of visas and permits
- CBSA stands for **Canada Border Services Agency**
- Responsible for carrying out enforcement functions conducting entry examinations, conducting investigations of those believed to be inadmissible to the country, preparing cases for presentation at the Immigration and Refugee Board (IRB), and detaining and/or removing individuals from Canada
- **The CBSA officer will make the final decision about whether or not you qualify**



# What to expect when you arrive in Canada

- Due to peak travel season, you may experience longer border processing wait times in order to complete all necessary paperwork.
- All passengers must complete entry examination at customs before proceeding to baggage claim area.
- A border services officer (BSO) will direct you to where you need to go to complete your study permit application. Some airports have a special processing area for international students arriving in Canada. Please watch for signage that may be directing you to this designated area.
- At entry examination, you may be asked basic questions about your identity, citizenship, residency, purpose of entry, length of stay, etc. and you could also be asked more in-depth questions about your eligibility and admissibility.
- Study permit is issued at the conclusion of entry examination.

# Entry Examinations

## PRIMARY EXAMINATION

- › Identity - What is your name?
- › Citizenship - What is your citizenship?
- › Residency - Where do you reside?
- › Intention - What is the purpose of your trip to Canada?
- › Length of Stay - How long do you intend to stay in Canada?
- › Employment - Do you intend to take or seek employment while in Canada?
  - Eligible international students are allowed to work on-campus and off-campus, or participate in a co-op or internship while studying at the Designated Learning Institution (DLI).
  - You cannot work before your program begins



## SECONDARY EXAMINATION

- › International students entering for the first time are automatically referred for secondary examination.
- › Officers at secondary examination can ask more in-depth questions that are not part of the primary examination to determine your **eligibility**.
- › Officers will make an assessment on your **admissibility** to Canada on medical, criminal and security grounds.
- › Your study permit is issued at the conclusion of the secondary examination.



# Tips on Interaction with CBSA

➤ **Answers questions asked by the officer truthfully.**

- Familiarize yourself with your own application.
- Only answer what was asked and to the point.
- If you do not know the answer or are unsure, say “I think...” or “I am not sure”.

➤ If you do not understand the question or did not hear the question properly, you can ask the officer to repeat or rephrase.

➤ Have your documents readily accessible to help streamline the examination.

➤ Be respectful and cordial.



# Things to check for on study permit

- Check your study permit carefully and inform the CBSA Officers of any mistakes immediately.
- Your study permit is *usually* valid until the end of your program plus 90 days, or until your passport expires. **\*CBSA Officers have the discretion to determine the length of your authorized stay.**
- **Have a reminder system for your study permit and visa expiry dates and be sure to extend them before they expire!**
- If you need to make changes or corrections to your study permit after entry, you must apply to change or amend your study permit.

Check your personal information carefully

Know your expiry date!

Check the conditions for work authorization

The image shows a sample of a Canadian Study Permit form (IMM 1442B) with a large red 'SAMPLE' watermark. Three red arrows point to specific sections of the form:

- The first arrow points to the 'CLIENT INFORMATION/INFORMATION DU CLIENT' section, which includes fields for Family Name, Given Name, Date of Birth, Sex, Country of Birth, Country of Citizenship, and Travel Document Number.
- The second arrow points to the 'ADDITIONAL INFORMATION/INFORMATION SUPPLÉMENTAIRE' section, specifically the 'Expiry Date/Date d'expiration' field, which is marked as '30'.
- The third arrow points to the 'Conditions' section, which lists rules regarding employment and work authorization.

Other visible text on the form includes 'STUDY PERMIT/PERMIS D'ÉTUDES', 'Application/Demande:', 'UCI/UC:', and 'Remarks/Observations: TEMPORARY RESIDENT STATUS MAINTAINED AS PER R183(6). MAY ACCEPT EMPLOYMENT ON OR OFF CAMPUS IF MEETING ELIGIBILITY CRITERIA PER PARAGRAPH R186(F), (V) OR (W); MUST CEASE WORKING IF NO LONGER MEETING THESE CRITERIA. ISSUED DOCUMENT TILL PPT.'

# Maintaining full-time status at York

- As an international student, it is important to maintain full-time status if you wish to:
  - Work on and/or off campus while you study
  - Apply for a post-graduation work permit
- While it is possible to be part-time and compliant with your study permit, please speak to an international student advisor **before** you drop to part-time so you can make an informed decision about whether this is best for you or not.
- To be considered full-time, you must be enrolled in a minimum of 9 credits every Fall and 9 credits every Winter. Any Year credits should be divided in 2 to calculate your credits per term.

## QUIZ: Which scenario is considered full-time?

Scenario A	Scenario B	Scenario C
I have 6 credits in Fall and 12 credits in Winter.	I have 9 Year credits, 6 Fall credits and 3 Winter credits.	I have 9 Fall credits, 9 Winter credits and 3 Summer credits.

# Working on/off campus

## ON CAMPUS WORK

- › Have a valid study permit
- › Have a valid social insurance number (SIN)
- › Study permit conditions allow
- › **Full-time student (except in final semester)**
- › No limit on number of hours
- › Work authorization ends once you complete your program (once you receive your final grades), regardless of the expiry date on your study permit

## OFF CAMPUS WORK

- › **Same as on campus plus:**
- › Enrolled in a post-secondary program that is at least 6 months long and leads to a degree, diploma or certificate
- › Must not work more than the authorized hours:
  - Permitted up to 20 hours/week\* in a regular academic session
  - May work full-time during an academic break (e.g. reading week, Winter closure) IF you were a full-time student before and after the break

# Post Graduation Work Permit

## What is it?

- Helps you gain Canadian work experience
- An **open** work permit
- Can help you support your PR application in the future

## Eligibility:

- Your program must be at least 8 months long.
- You must maintain **full-time student status** throughout your program.
- You must have completed your program and have a final transcript and graduation letter.

## Length of PGWP:

Program Length	PGWP Length
8 months – 2 years	Up to program length
2 years or more	Up to 3 years

## ONLINE STUDIES

### Studies Outside Canada

The following time won't count toward the length of a PGWP:

- Time spent studying outside of Canada after December 31, 2023
- Time spent studying before you applied for a study permit

### Studies in Canada

- Until December 31, 2023, you must complete at least 50% of your program online or in class in Canada.
- Starting January 1, 2024, you must complete at least 50% of your program in class in Canada.

Q & A

Three light-colored wooden blocks are arranged in a row on a light-colored surface. The first block on the left has a large, bold, black letter 'Q' on its top face. The middle block has a large, bold, black ampersand '&' on its top face. The third block on the right has a large, bold, black letter 'A' on its top face. In the background, a stack of several books is visible, slightly out of focus. The overall scene is brightly lit, creating soft shadows on the surface.

A close-up photograph of a person's hands typing on a silver laptop keyboard. The laptop screen displays the Zoom logo in large, blue, stylized letters. The person is wearing a white long-sleeved shirt with blue stripes on the cuffs and has red nail polish. The entire image is framed by a thick red border.

# Upcoming Webinars

# Pre-Arrival Social

## On Your Mark, Get Set, Meet!

### Liberal Arts & Professional Studies



Do you want to meet other international students before going to Canada? Want to play games and talk with our current international students about York University, Toronto, and Canada? Then we invite you to our virtual international student party, On Your Mark, Get Set, Meet! We wish to provide you the opportunity to make new contacts and friends before you arrive in Canada!

- › **Date:** Tuesday, December 5
- › **Time:** 9:00 AM to 10:30 AM
- › **Registration link:** <https://yorku.zoom.us/meeting/register/tJIrfumvrTMjGNSGxb2eAwzkZJ7kFNNJD5t->



# Pre-Arrival Webinar

## Peer 2 Peer: Preparing to Travel

### Connect 2 Convert



In the **Peer 2 Peer: Preparing to Travel Webinar**, students get to hear about personal experiences of fellow York University students, and this is a great opportunity for learning about essentials to pack, and what to do and not to do and learn more about York International and its services.

- › **Date:** Wednesday, December 6th, 2023
- › **Time:** 9:00 AM to 10:00 AM
- › **Registration link:** [https://yorku.zoom.us/meeting/register/tJcpf-GvrT8rG9Jz8lvVHT\\_QgLayvVh2vM1F#/registration](https://yorku.zoom.us/meeting/register/tJcpf-GvrT8rG9Jz8lvVHT_QgLayvVh2vM1F#/registration)

# Pre-Arrival Webinar

## York Student 101

### Living in Canada



The **York Student 101** webinar will provide students with information they need to know about student life as York University students in Canada. You will get insight into Canadian culture, language and student life expectations.

- › **Date:** Wednesday, December 13th, 2023
- › **Time:** 9:00 AM to 10:00 AM
- › **Registration link:** <https://yorku.zoom.us/meeting/register/tJYudO2tqDktE9X-zcPgF4CyonT43XbKFv8T#/registration>



## Program: YI Meet Up

- **Date: December 14<sup>th</sup>, 2023**
- **Time: 10:00am – 11:30am (EST)**

YI Meet Up is a virtual social event that provides incoming or deferred students an opportunity to meet new people, make new connections and introduce them to campus life through a variety of activities, conversations and group initiatives. The program aims to ease the transition to York and to Canada and to help find a sense of community before even arriving.



# Winter Orientation 2024

## International and Exchange Student Orientation

York International



WELCOME TO  
**International and Exchange  
Student Orientation**



Join us for an incredible opportunity to meet fellow international students, build community, and to learn all about important resources and services available to you at York University!

- › **Date:** January 06, 2024
- › **Time:** 9:00AM to 5:30 PM




# York International Event Calendar







# FOLLOW US

**YORK U**  
**INTERNATIONAL**

 [fb.com/york.international](https://fb.com/york.international)

 [@yorkuintlstdnts](https://@yorkuintlstdnts)

 [@yorkuintlstdnts](https://@yorkuintlstdnts)

 [yorkinternational](https://yorkinternational)

 [@yorkuintl](https://@yorkuintl)