

A photograph of a university campus. In the foreground, a large, abstract wooden sculpture made of thick, reddish-brown beams stands on a green lawn. To the left, a paved walkway leads towards a modern, multi-story building with large windows and a brick facade. The building is partially obscured by lush green trees. The scene is brightly lit, suggesting a sunny day. The entire image is framed by a thick red border.

*Welcome to York University*

*Faculty of Environmental and  
Urban Change (EUC)*

*Information Session for all  
Incoming Students*

*Welcome to York*  
*EUC Information Session for all Incoming Students*

- Good morning Everyone!
- Welcome once again to *York University* **and**
- To the *Faculty of Environmental and Urban Change (EUC)!!!*
- The image you are viewing is the *HNES Building* which houses *EUC*... where some of your classes will be held.
- Congratulations on being accepted and joining us this *Fall!!*
- We are conducting this *Advising Session* just for you.
- You are all welcome to learn what you need to know in order to be successful and it all starts in *January 2024*.



# *Welcome to York*

## *EUC Information Session for all Incoming Students*



- 1. What Courses to Enroll In*
- 2. What is Eclass*
- 3. Where and When Do I Purchase My Books*
- 4. Student Zoom Account*
- 5. Library and Writing Services*
- 6. Student Accessibility Services*
- 7. My Online Services*
- 8. Visual Schedule Builder & How to Enroll in Courses + How to enroll in Electives.*
- 9. Class Schedule – Campus Maps*
- 10. Important dates to **Add and Drop** courses and the Financial Implications*
- 11. Enrolment Deposit*
- 12. Fees Payments and OSAP – Reminder: **Make a Bookmark for all the Links in the Chat***

*Reminder: Make a Bookmark for all the Links in the Chat*

**> *Bookmark Links that are shared in the Chat***



# Welcome to York

## EUC Information Session for all Incoming Students

### ➤ Step One:

- You must know which **Program** you belong to:
- *Cities, Regions, Planning (BES)*
- *Environmental Arts & Justice (BES)*
- *Environmental Science (BSc)*
- *Global Geography (BA)*
- *Sustainable Environmental Management (BES)*
- *Undeclared Major (BA / BES)*
- *Continuing Studies*
- *Ecosystem Management (BES) With Fleming College*
- *Link: [Link: https://calendars.students.yorku.ca/](https://calendars.students.yorku.ca/)*

## Enrolling in Courses

### Programs



[Cities, Regions, Planning \(BES\)](#)



[Environmental Arts & Justice \(BES\)](#)



[Environmental Science \(BSc\)](#)



[Global Geography \(BA\)](#)



[Sustainable Environmental Management \(BES\)](#)



[Undeclared Major \(BA/BES\)](#)



[Continuing Studies](#)



[Ecosystem Management \(BES\)](#)

# Welcome to York

## EUC Information Session for all Incoming Students

### ➤ What Courses to Enroll In:

- Follow the courses related to your Program
- Using **Sustainable Environmental Management Program** as *an example* you will enroll in these courses for first year:
- By a show of hands how many of you have enrolled!!!

- *ENVS 1010 (F)*
- *ENVS 1100 (W)*
- *GEOG 1000 (Y)*
- *GEOG 1401 (F)*
- *GEOG 1402 (W)*
- *ENVS 1500 (F)*
- *ENVS 1400 (W)*
- *Free Electives – 6.00 Credits*



Enrol into a course.



Drop a course currently enrolled.



Within a course transfer from one section/tutorial/lab to another.



Drop one course and add a different course at the same time. This may result in financial impact.



**Add A Course**

Please key in the 6 digit catalogue number for the course that you want to add and click Add Course. If you do not know the catalogue number, please refer to the [Course Timetable](#)

Add Course

➤ Here you must enter the Catalogue Number for each course

# Welcome to eClass

June 2023

Wed	Thu	Fri	Sat
	1	2	3
7	8	9	10

## Passport York

- To get your Passport York username and password you must complete YU Start.
- You would have received an email with these instructions.
- [Students: Setting up your Passport York account](#)
- York uses two-factor authentication to access many applications, you can find out more about using two-factor authentication as well as tips and troubleshooting at <https://infosec.yorku.ca/services/two-factor-authentication/>

## What is Eclass

- eClass is an online portal where you can access your Courses.
- You'll need a Passport York username and password to [login to eClass](#).

## First time logging in?

- The first time you access eClass, you'll be prompted to confirm your email address.
- Once you've entered your email we'll send you a quick email to that address.
- You'll need to follow the instructions in that email to confirm and then you'll be all set up to receive announcements from eClass. If you do not confirm your email address you will get stuck on your profile page.

## Find your course

- On the top of the eClass site, you will see a couple of menu options. Click on the **My courses** text, this will take you to a new page with a list of all your courses on eClass that have been made available to you.

Ryan will now show you how to navigate eClass

# *Welcome to York EUC Information Session for all Incoming Students*

## ➤ *When?*

- *Purchase your Textbooks after the First Day of Class*



## *Where and When do I Purchase Books*

---

### ➤ *Where?*

*Books can be purchased at:  
York University Bookstore  
Or Borrow from York's  
Library*

*Ryan will now show you  
how to find a textbook in  
the library.*

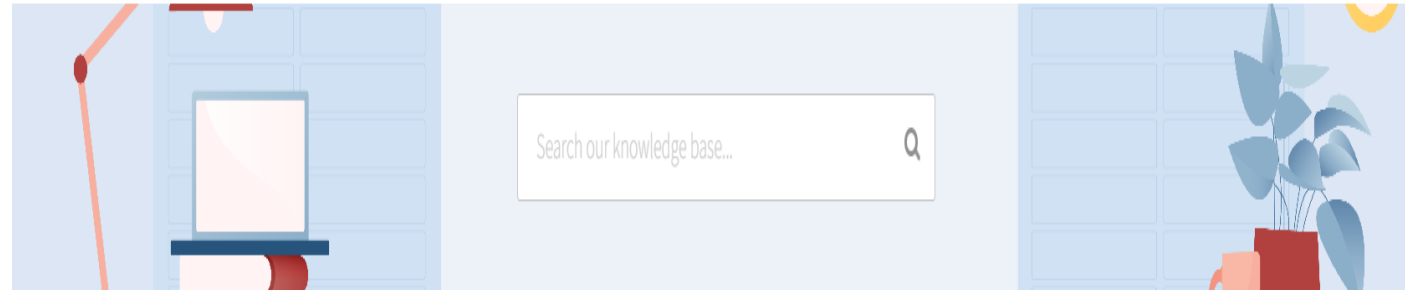


# Welcome to York

## EUC Information Session for all Incoming Students



SUPPORT HOME CONTACT



### TABLE OF CONTENTS

- Step 1: Launch Zoom
- Step 2: Navigate to the Sign on with SSO option.
- Step 3: Choose your Domain
- Step 4: Login with your Passport York (PPY) credentials
- Step 5: Allow the Web browser to open the Zoom application on your computer

[Support Home](#) > [Video Conferencing](#) > [Zoom](#) > [Signing in to Zoom](#)

## Signing in to the Zoom application with Single Sign-On (SSO)

Zoom at York accounts use Passport York's SSO for authentication.

This article speaks to launching and logging in to Zoom from a desktop computer with your York Passport York (PPY) account. You will need to use your PPY account when logging in, in order to use your York University licensed account and its features. If you do not, you will have issues when trying to use Zoom with integrated services such as Moodle, for example.

*Ryan will now go over the steps of how to Access your Zoom Account.*

*Download Zoom  
Student Zoom Account  
Understanding SSO*

*Welcome to York  
EUC Information Session for all Incoming Students*



➤ *Library and Writing Services*

- *On the Second floor of Yorku's Library is the Learning Commons and they will assist you in learning how to write your papers. They have workshops.*
- *You can schedule an appointment or Drop In Sessions*
- *Link: <https://learningcommons.yorku.ca>*

# Welcome to York

## EUC Information Session for all Incoming Students



### Student Accessibility Services

- *You will need to register at the Accessibility Office very early to receive Accommodations*
- *Link:*  
*[accessibility.students.yorku.ca](https://accessibility.students.yorku.ca)*



### Student Accessibility Services

[Register With Us](#) [Renew Your Accommodations](#) [Faculty](#) [Supports & Services](#) [Pre-University/Transition Programs](#) [About Us](#) [CONTACT](#)

### Student Accessibility Services

**PLEASE READ:** Important information about [telephone and video call appointments](#).

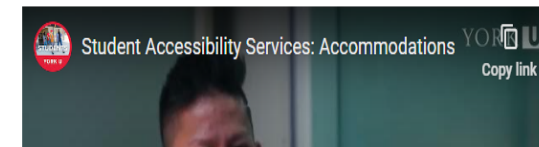
In accordance with the Ontario Human Rights Commission's (OHRC) [Policy on accessible education for students with disabilities](#) and [York University Senate policy on Academic Accommodation](#), we provide individualized academic accommodation planning to students with temporary and permanent disabilities.

This could be:

- A Learning Disability/Disorder
- A chronic health or mental health condition
- A physical disability or impairment
- An Acquired Brain Injury, post-concussive syndrome
- A sensory disability or impairment such as blindness or deafness
- A neurodiversity such as ADD, ADHD or autism

We use the term "disability" when we talk about registration with our office to be consistent with the language in the OHRC and York Senate policies. We offer expertise in disability related supports and academic accommodations.

### Student Accessibility Services: Accommodations



# Welcome to York EUC Information Session for all Incoming Students

## My Online Services

Snapshot of all the Resources you will  
need as a student.

YORK U

## My Online Services

### NEW WAYS TO CONTACT US

- Academic Advising – email, telephone and online
- Career Centre - telephone and Skype
- Libraries - email, live chat and online appointments
- Registrarial Services – email and live chat
- Student Accessibility Services – telephone, email and video call
- Student Counselling Health & Well-being – telephone, email and video call
- The Centre for Sexual Violence Response, Support & Education (The Centre) – telephone and email
- York International - video appointments

### NEW ACADEMIC AND WELLBEING RESOURCES

- Career Centre - Career Lounge
- Health Education & Promotion - The 5 Ways to Wellbeing @ Home
- Learning Skills Services - new online learning resources
- Off-Campus Computing - Borrow a laptop
- Student Community & Leadership Development (SCLD) - COVID-19 Wellbeing Resources
- The Writing Centre - video chat and e-tutoring.
- York International - Virtual Coffee Break

Use any of these self-serve tools to get what you need, when you need it, from wherever you are.



### Check My Grades & Progress

- **Course and grade list** – View a list of all my courses taken and grades earned.
- **Degree Progress Report** – Check how far I've progressed so far in my degree.
- **Fall/Winter grade report** – View my Fall/Winter grades.
- **Graduating from York** – Apply to graduate & verify eligibility to graduate.
- **Graduation Status** – Check status of my application to graduate.
- **Summer Grade Report** – View my Summer grades.
- **Transfer Credit Statement** – View the credits I brought to York from another postsecondary institution.
- **YU Verify** – Check that your degree conferral has been verified.




### Access My Student Record

- **College affiliation** – Verify my College affiliation.
- **Enrolment letter** – Request a letter verifying my enrolment (EXCEPT for OSAP purposes).
- **My program details** – Check details of the program I am pursuing.
- **Personal information** – Verify my personal and contact information.
- **Program Change** – Request a change of my program, degree and/or Faculty.
- **Transcript order** – Order an official transcript for academic or employment purposes.



### Manage My Enrolment & Courses

- **Class schedule view** – View courses in which I am enrolled in a calendar format.
- **Enrolling in classes** – Add/drop/change courses in my class schedule.
- **Enrolment windows** – Check when I can start enrolling in courses for the next academic session.
- **Search Exam Schedule** – search available exam schedules.
- **Alternate Exams/Test Scheduling** – Learn about how I can request an alternate exam/test.
- **Visual Schedule Builder** – Create a workable class schedule that takes into account outside commitments.



### Get My Class Resources

- **Door Access Card Registration** – Register for the Door Access Program to gain entry into labs controlled by a card reader.
- **Library account** – Review my checkouts and holds & renew items.
- **eClass** – Access the online learning management system.
- **Textbooks** – Find, buy sell and/or rent textbooks at the bookstore.

# Visual Schedule Builder & How to Enroll in Courses

The screenshot displays a web-based interface for building a class schedule. On the left, a list of courses is shown with selection checkboxes and details:

- SC-BIOL-1000-3.00-EN *Keele Select...*  
**Biology I - Cells, Molecular Biology and Genetics**  
All Terms (2) | All Sections (6)  
Try all classes (101)  
Description: An introduction to major unifying concepts a... Show More
- SC-CHEM-1000-3.00-EN *Keele Select...*  
**Chemical Structure**  
All Terms (2) | All Sections (5)  
Try all classes (71)  
Description: Introduction to chemistry with emphasis on p... Show More
- SC-BIOL-2020-3.00-EN *Keele Select...*  
**Biochemistry**  
All Terms (2) | All Sections (2)  
Try all classes (2)  
Cross Listed Courses: SC-BCHM-2020-3.00-EN ... Show More
- AP-ADMS-3707-3.00-EN *Keele Select...*  
**Ethics: Society, the Environment and Disasters**  
All Terms (1) | All Sections (1)

In the center, details for the selected course SC-BIOL-1000-3.00-EN are shown:

SC-BIOL-1000-3.00-EN Sep 10 - Dec 7  
Biology I - Cells, Molecular Biology and Genetics  
Keele LAS A  
Term F: Section A: Lect 01  
Seats: Available Paula Wilson; Melanie Goral  
Lab 15  
Cat #: S26X16  
Seats: Available Keele LSB 217 Tehmeena Chaudhry  
Show 2 Similar Options ...

Below this, details for SC-CHEM-1000-3.00-EN are visible:

SC-CHEM-1000-3.00-EN Sep 10 - Dec 7  
Chemical Structure  
Keele CLH L  
Term F: Section A: Lect 01  
Seats: Available William J Pietro; Jennifer I-Ling Chen

On the right, the 'Generated Results' section shows a grid of 12 PM to 8 PM slots for Monday through Friday. The grid contains colored blocks representing the selected courses:

- 8:00 - 9:00 AM: SC-CHEM-1000-3.00-EN (Lect Sec A CLH L) on Thursday.
- 9:00 - 10:00 AM: SC-BIOL-2020-3.00-EN (Lect Sec M LAS C) on Tuesday and Thursday.
- 10:00 - 11:00 AM: SC-CHEM-1000-3.00-EN (Lect Sec A CLH L) on Wednesday and Friday.
- 11:00 - 12:00 PM: SC-BIOL-1000-3.00-EN (Lect Sec A CLH L) on Monday and Friday.
- 12:00 PM - 1:00 PM: SC-BIOL-1000-3.00-EN (Lect Sec A LAS A) on Monday and Friday.
- 1:00 - 2:00 PM: AP-ADMS-3707-3.00-EN (Lect Sec A ACE 011) on Monday and Tuesday.
- 2:00 - 3:00 PM: SC-BIOL-2020-3.00-EN (Lect Sec M LAS C) on Tuesday and Thursday.

Navigation and filtering options are visible at the top right: 'Sort preference: None', 'Show me schedules containing' (with checked options for Full classes, Online classes, and On-campus classes), and '1 of 2855' with navigation arrows.

- Ryan again will now show how to build your Visual Schedule Builder And
- Accessing your Class Schedule from the student perspective.

# Welcome to York

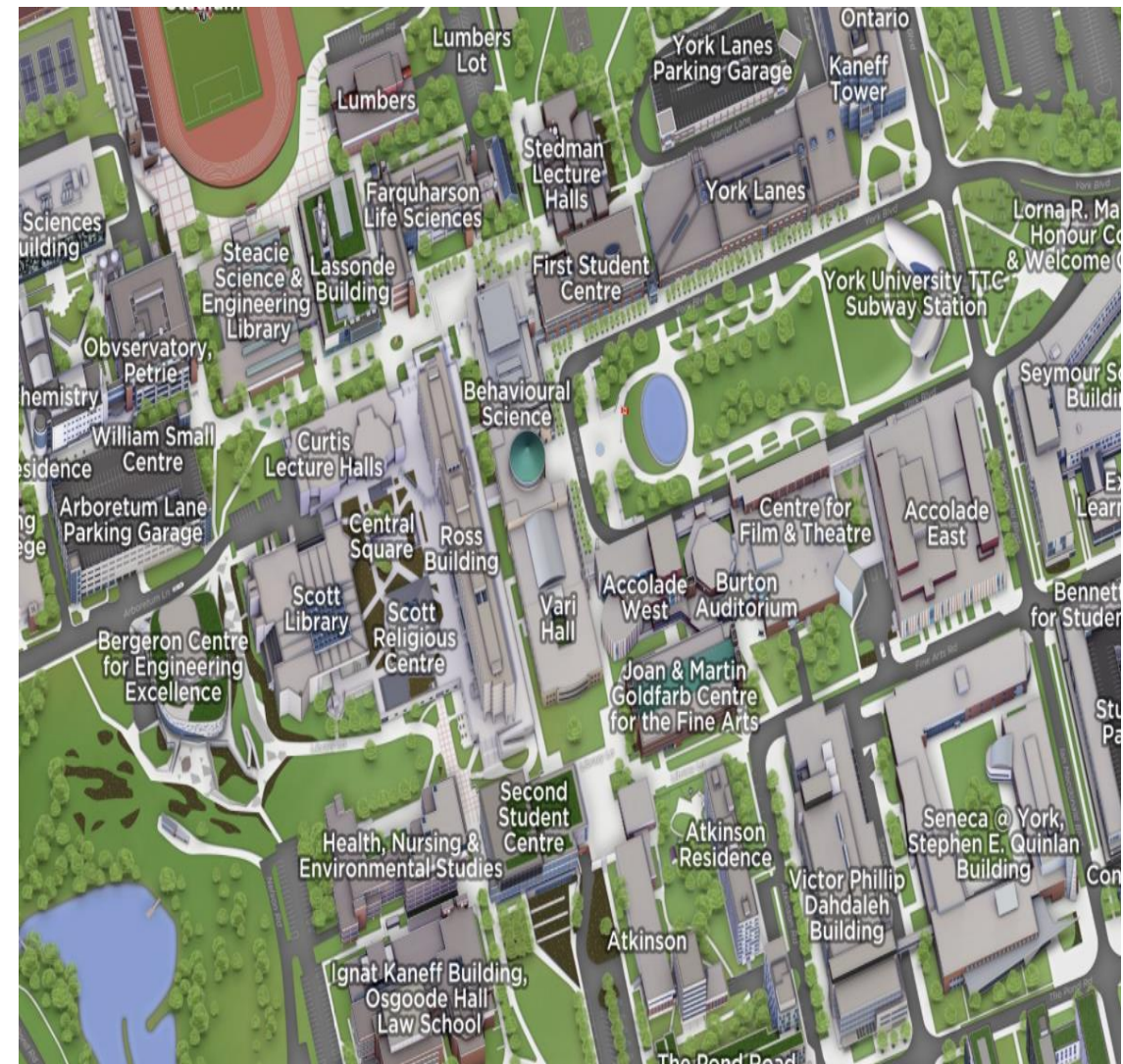
## EUC Information Session for all Incoming Students

➤ *Class Schedule*

➤ *Class Schedule View can be found on [My Online Services](#)*

Time	Monday	Tuesday	Wednesday	Thursday	Friday			
8:00 - 8:30								
8:30 - 9:00								
9:00 - 9:30								
9:30 - 10:00		<u>EU ENVS 4402 3.00</u> Section N Term W Fully Online	<u>EU ENVS 4310 3.00</u> Section M Term W Seminar [Keele: MC.112]					
10:00 - 10:30								
10:30 - 11:00								
11:00 - 11:30								
11:30 - 12:00								
12:00 - 12:30		<u>EU ENVS 3511 3.00</u> Section M Term W Seminar [Keele: HNE B17]		<u>EU ENVS 4430 3.00</u> Section M Term W Seminar [Keele: CC.106]	<u>EU ENVS 4440 3.00</u> Section M Term W Lecture [Keele: ACW.005]			
12:30 - 13:00								
13:00 - 13:30								
13:30 - 14:00								
14:00 - 14:30								
14:30 - 15:00								
15:00 - 15:30								
15:30 - 16:00								
16:00 - 16:30								
16:30 - 17:00								
17:00 - 17:30								
17:30 - 18:00								
18:00 - 18:30								
18:30 - 19:00								

➤ *Campus Maps*



Welcome to York

*EUC Information Session for all Incoming Students* **Sessional Dates**

➤ *Important Dates to Add and Drop Courses*

➤ *Link:*

➤ <https://registrar.yorku.ca/enrol/dates/2023-2024/fall-winter>

➤ *Some of the Important Dates that students need to be aware of :*

➤ *The beginning of classes which is September 06, 2023.*

Important Dates for Fall (F), Year (Y) and Winter (W) Terms

EVENT	FALL (TERM F)	YEAR (TERM Y)	WINTER (TERM W)
Classes start	September 6	September 6	January 8
Last date to announce components of final grades	September 20	September 20	January 22
Fall Reading Week <sup>1</sup>	October 7-13	October 7-13	
Last date to submit Fall term work	December 5	December 5	
Fall classes end	December 5	December 5	
Fall Study Day <sup>2</sup>	December 6	December 6	
Fall examinations <sup>3</sup>	December 7-20	December 7-20	
Winter Reading Week <sup>1</sup>		February 17-23	February 17-23
Last date to submit Winter term work		April 8	April 8
Winter classes end <sup>4</sup>		April 8	April 8
Winter Study Days <sup>2</sup>		April 9	April 9
Winter examinations <sup>3</sup>		April 10-25	April 10-25
Notes		Passover begins at sundown Tuesday, April 22 and ends at nightfall on Tuesday, April 30	Passover begins at sundown Tuesday, April 22 and ends at nightfall on Tuesday, April 30

## Welcome to York EUC Information Session for all Incoming Students

### ➤ *The Financial Implications*

#### ➤ *Link:*

➤ <https://registrar.yorku.ca/enrol/dates/2023-2024/fall-winter>

➤ *Another if you wish to drop a course you must do so as soon after the course begins if not you will lose a portion of the fees paid.*

#### ➤ *Refund Page*

	TERM F	TERM Y	TERM W	TERM WL	TERM WS
COURSE TERM					
DATES	SEP 6 - DEC 20	SEP 6 - APR 25	JAN 8 - APR 25	JAN 22 - APR 19	JAN 8 - AUG 14
100%	Up to and including Sep 12	Up to and including Sep 12	Up to and including Jan 14	Up to and including Jan 28	Up to and including Jan 14
80%	Sep 13 - 19	Sep 13 - 19	Jan 15 - 21	Jan 29 - Feb 4	Jan 15 - 21
70%	Sep 20 - 26	Sep 20 - 26	Jan 22 - 28	Feb 5 - 11	Jan 22 - 28
60%	Sep 27 - Oct 3	Sep 27 - Oct 3	Jan 29 - Feb 4	Feb 12 - 18	Jan 29 - Feb 4
50%	Oct 4 - 10	Oct 4 - 10	Feb 5 - 11	Feb 19 - 25	Feb 5 - 11
40%	Oct 11 - 17	Oct 11 - 17	Feb 12 - 18	Feb 26 - Mar 3	Feb 12 - 18
30%	Oct 18 - 24	Oct 18 - 24	Feb 19 - 25	Mar 4 - 10	Feb 19 - 25
20%	Oct 25 - Oct 31	Oct 25 - Oct 31	Feb 26 - Mar 3	Mar 11 - 17	Feb 26 - Mar 3
10%	Nov 1 - 7	Nov 1 - 7	Mar 4 - 10	Mar 18 - 21	Mar 4 - 10
0%	Nov 8 onward	Nov 8 onward	Mar 11 onward	Mar 22 onward	Mar 11 onward





*Welcome to York  
EUC Information Session for all Incoming Students*

# *Fee Payments*

---

- *Link*
- *<https://sfs.yorku.ca/fees/your-student-account/paying>*
- *The Student # is the Account number*
- *York University is the Payee.*



# Welcome to York

## EUC Information Session for all Incoming Students

<b>I'M THINKING OF APPLYING FOR OSAP</b>	What is OSAP? Who is the NSLSC? OSAP eligibility for degree students Part-time Students
<b>I'M READY TO APPLY FOR OSAP</b>	OSAP Application Steps Reporting Scholarships, Awards and Bursaries to OSAP Applying for OSAP after classes start
<b>I'VE APPLIED FOR OSAP</b>	OSAP Processing Times What affects my OSAP eligibility and funding? What important changes should I report? Previous Loans
<b>I'M WAITING FOR OSAP FUNDS</b>	How will my OSAP funding be released? How and when do I receive my 2nd instalment?
<b>I'VE RECEIVED MY OSAP</b>	How do I pay my tuition? How can part-time students pick-up OSAP?
<b>I'M FINISHING UP MY STUDIES</b>	Responsibilities of receiving OSAP loans Repay your loan or continue interest-free status Estimating your OSAP loan repayments OSAP loan repayments and the grace period Grace period extension for non-profit workers Continuation of interest-free status

➤ *Students who wish to pay their School fees using OSAP must go to the Registrar Office and they will assist you.*

➤ *You can also do it online*

➤ *Here is the link:*

➤ <https://osap.yorku.ca>

# *Welcome to York EUC Information Session for all Incoming Students*

## ➤ *Where?*

- *Housing*
- *Residences at York*
- *E.g. The Pond Road Residence*



## *Where to Find Housing*

---

➤ *How to find Housing*

➤ *York Residence*

*Ryan will now show you  
how to access York  
Residences.*

*Welcome to York*  
*EUC Information Session for all Incoming Students*

*Orientation*



**Academic Orientation Registration**  
Tuesday, August 29<sup>th</sup> 2023

1:00 PM – 5:00 PM EDT | Health, Nursing, and Environmental Studies (HNES) Building

A photograph of a modern university campus. In the foreground, a large, abstract sculpture made of reddish-brown metal beams stands on a green lawn. A paved walkway curves through the scene, with a person walking on the left. In the background, a multi-story brick building with large windows is visible, surrounded by lush green trees. The entire image is framed by a thick red border.

*Welcome*

*to*

*Faculty of Environmental and  
Urban Change (EUC)*

*Thanks*

*Questions?*

